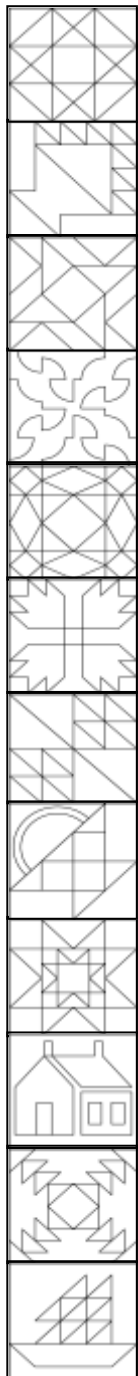


Marys River Quilt Guild **Album**

January/February 2006
Volume 17, No. 1

JANUARY 26TH WILL BE “TELLING SECRETS”



What secret would you dare to reveal in a quilt? For Quiltfest 2004, APNQ invited 52 of its members from five northwest states and four western Canadian provinces to interpret the theme “telling secrets”. These quilts highlight the imaginative potential of the quilt as an art medium, including expressions and construction techniques of unlimited variety.

Participants interpreted the theme by asking themselves about a mystery that has revealed itself to them, being the object or teller of a secret, or perhaps sharing a secret that has never been told. Treatment of the theme includes family secrets, spiritual mysteries, humorous ideas, secrets of nature and mythology, secrets of the heart and other interesting enigmas. Techniques include selective cutting, elaborate piecing, embellishment, hand quilting, hand dyeing of fabrics, hand painting of fabrics, machine quilting with decorative threads, photographic transfer and appliqué. (from APNQ website)

Our January program will feature the “Telling Secrets” slide show from APNQ as several of our guild members have pieces in this show.

THANK YOU

Summerwinds Quilts would like to thank all of the generous quilters who brought food to the Open House on Dec. 9 & 10th. We collected over six FULL grocery bags of items to donate to Linn Benton Food Share! Your sharing and caring spirits made the holidays a bit brighter for local families.

FEBRUARY 23RD PROGRAM IS “PIECED TO FIT”

Author and teacher Sheila Sinclair Snyder from Eugene will have a trunk show from her *Pieced to Fit* book by Martingale & Co., along with an all day workshop on Saturday, February 25th. The class will be held at Consumers Power from 9 til done!

Sign up for class with details on fee & supply lists at the January & February meetings. Or call Linda Alexander @ 541.745.9081 or E-mail: Linda@oregonquilting.com

Sheila’s book “Pieced To Fit”, released by Martingale & Co. features border and sashing designs that are built as block units rather than as a long strip. The borders are designed to fit the quilt blocks and the color placement gives the quilt a finished look without needing to add plain borders. Another idea explored in “Pieced To Fit” is sashing incorporated into the block. The sashing is pieced and colored to enhance and complete the design as well as fit the block perfectly.



NEW MEMBER NIGHT

The quilt guild board will be hosting a New Member Night on Monday February 13th at 7:00 at Tracy Byers’ Home. We would like to invite all new members who have joined since October 2005. Please contact Tracy at 757-0004 to let her know you are coming and get directions to her home at 1430 N.W. 14th Place, Corvallis. Hope to see you there.



JanniLou Creations
 1243 Main P.O.Box 333
 Philomath, OR 97370-0333
 (541)929-3795; fax (541)929-3597


QUILT SHOP

- Great patterns, books, notions & more
- Absolutely beginning to advanced classes
- Mail order catalog

Next time you are in Philomath, drop by to see us
on location at the old Waucomah Movie Theatre.
 Mon, Wed, Fri and Sat, 9:30a-5:30p
 Tues & Thurs 9:30a-9:00p

Admit One
...or many!

LIBRARY NEWS



Beginning this year there will be no more fines (fat quarters) for late library books. This policy change is being made to encourage more guild members to use the library resources. Books can still be borrowed for a two month period, and renewals are allowed if no one has reserved the book.

The latest additions to the library are summarized below:

The Border Workbook by Janet Kime presents different ways to make traditional pieced borders, plus includes some foundation-pieced borders. This is another resource for “round robin” participants looking for help with their medallion quilts.

Diamond Quilts and Beyond by Jan Krentz is a new art quilt book showing designs that are constructed on a background of diamond pieces. All the techniques for developing her quilts are carefully described and well illustrated. There are many beautiful quilts to study, but her “River Run” quilt really hooked me.

Egg Money Quilts by Eleanor Burns is a fun look back at 1930’s vintage quilts. Thirteen quilt projects are presented in easy-to-read detail.

Mad About Plaid!, Quilts from Classic Fabrics by Debbie Bacon provides tips for working with plaids and shows how to incorporate floral fabrics and appliqué into a plaid quilt. The book includes directions for eight nice country-looking projects.

Baskets of Treasures by Edie McGinnis is a fun book of 12” basket blocks, some of which come from The Kansas City Star. Most of the blocks are pieced, but a few flower baskets are appliquéd. I love basket blocks, so I had to indulge in this book.

Romantic Quilts, Lush and Lovely Projects for Your Home (from Australian Patchwork & Quilting Magazine) is just that. The 13 projects range from classic pieced bed quilts to blanket-stitch appliqué wall hangings and paper-pieced quilts, all done in soft pastels and florals. The book is full of inspirations for spring quilts.

Harriet

TEA TO REVEAL SECRET SISTERS JUNE-DECEMBER 2005

Thursday, January 19th, 7:00 p.m.
at Jan Andrews-McKirdie
4725 NW Sonja Place
Call Jan at 758-1854 for directions.

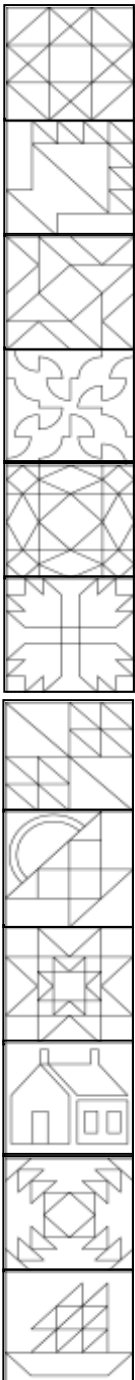
Come and enjoy tea and snacks as we reveal Secret Sisters from June to December. Bring any ideas you have for fun activities for the next round, which will run from January-December 2006.

Sign up for Secret Sisters for 2006

There will be a form available at the January meeting for those that would like to be a “Secret Sister.” From now on this group will form for the calendar year from January to December. If you want to join and can’t attend the January meeting contact Tammy Sachs at 745-7219. As you can see by the activities this group has already planned there is a lot going on. Get in on the planning for 2006 events.

February Announcement: We are having a Ladies Day out again on Saturday, February 18th 9:30 to mid-afternoon at Coburg, Springfield, Eugene.

We had so much fun in McMinnville that we are doing it again! You don’t have to be a part of the Secret Sister’s group to attend. We will go to Coburg, Springfield and Eugene for some shopping at the antique stores and other places along the way. Please R.S.V.P. to Tammy Sachs at 745-7219 by February 16th so that we will have enough drivers.



PRESIDENT'S BITS AND PIECES

Happy New Year 2006 to all of you. I hope you had some time to catch your breath and work on some quilting projects. If not, January is a great time to check out quilt classes at your nearest quilt store or start a new project. Jump-start your new year with a quilt class and have some of your quilting buddies join you. Even if you gain just one quilting tip, your time and money will be well spent. Just think, in a short time you will have a something wonderful to show at a future guild meeting.

If beginning a major project is too overwhelming, consider joining one of the guild's committees. Your expertise and time is highly valued and our committees would greatly benefit from your talents. Please contact Judy Juntunen, chair of the challenge quilt committee, Marcia Gilson or Sherry Clark for the 2006 raffle quilt committee, Susan Clark for the 2007 raffle quilt committee, Harriet Plumley for the guild library, Tammy Sachs for secret sisters, Lynn Grube for the service committee to offer your time and energies. Joining a committee is a great way to get connected to the members of the guild and make new friends.

With the New Year, guild members will be nominating and electing a new vice-president and secretary at the January 26th guild meeting. At present our candidates are Donna Johnson for Vice-President and Debra Van Der Sommen for Secretary. Nominations will also be taken from the floor. Please thank Tracy Byers and Mindy Hamlin for their service to the guild for the last two years when you have the opportunity. *Debbie Garvin*

GOODBYE DEBBIE Z.

Debbie Zygmuntowicz has been our newsletter layout editor for the past nine years. Her computer expertise kept our newsletter looking so professional. Now she is moving to the Portland area where he husband Jerry is joining Intel. We will miss Debbie, but she promises to visit our guild meetings whenever possible. Thanks for all your wonderful work Debbie!



AMERICAN
PROFESSIONAL
QUILTING SYSTEMS

Oregon Quilting Company
Linda Alexander
APQS Sales Representative & Longarm Quilting Service
Corvallis, Oregon 97330
www.oregonquilting.com
Phone (541) 745-9081 E-mail: Linda@oregonquilting.com



Quiltwork Patches

212 SW 3rd Street Corvallis, OR 97333
541-752-4820
www.quiltworkpatches.com

Monday - Saturday, 9:30 - 5:30 Sunday, noon - 5



DEC. QUILT TYING MEETING

With many hands helping 8 quilts were tied at our December meeting. There are another 10 ready to be tied as well. 150 quilts have been shipped for Katrina hurricane relief. A goal of 200 quilts for this effort has been set and then the service committee will revisit what they want to do with charity quilts after that. Thanks to everyone that has helped with this effort.

Lynn

2006 DUES ARE DUE!

We'll be starting out the New Year with our treasury table ready to take your check for \$20.00 for guild dues for 2006. If you won't be at the January meeting you can mail your check to our post office box 1317 Philomath, OR 97370. We'll be updating the membership list by the March meeting, so we hope to have everyone paid up by then. You'll get a new name tag as well as the bi-monthly newsletter with your membership.

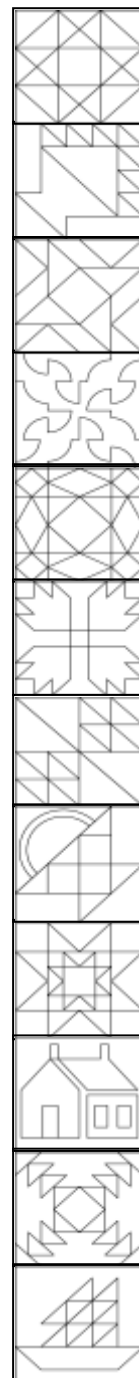
LONG ARM MACHINE

RENTAL

I am happy to now offer Long arm machine rentals in my studio. Here's your chance to learn to quilt your own quilts!

Rent time on our new long-arm APQS stitch-regulated quilting machine. No experience is necessary, we'll train you how to freehand quilt your own quilts in the beginners class. By appointment only. We only rent our machine once a week and time slots fill early, so plan ahead! We'll E-mail/mail you information on how to prepare your quilt for quilting & the beginners class & fees.

Linda Alexander (541) 745.9081



January 2006

S	M	T	W	T	F	S
1	2	3	4	5	6	7
8	9	10	11	12	13	14
15	16	17	18	19	20	21
22	23	24	25	26	27	28
29	30	31				

February 2006

S	M	T	W	T	F	S
			1	2	3	4
5	6	7	8	9	10	11
12	13	14	15	16	17	18
19	20	21	22	23	24	25
26	27	28				

UPCOMING MEETINGS

January 26th will be "Telling Secrets" - slide show from APNQ featuring several of our guild members.

February 23rd program is "Pieced to Fit" - Author and teacher Sheila Sinclair Snyder from Eugene will have a trunk show.

WANTED: USED SEWING MACHINE

A young man is currently hand sewing a DENIM quilt and would like to purchase a straight forward machine in the \$100-\$200.00 range. Please contact Tracy Byers for further information. 757-0004



GREENBAUM'S
Quilted Forest
HOFFMAN CHALLENGE
MARCH 3-12, 2006

Don't miss this traveling show of 40 original wall quilts!

240 Commercial Street NE • (503) 363-7973
Downtown Salem • www.quiltedforest.com

Meetings begin at 7:15 pm
Social 1/2 hour starts at 6:45 pm
"Show and Tell" happens at every meeting

www.marysriverquiltguild.org/



Marys River Quilt Guild

PO Box 1317
Philomath, OR 97370



First Class

Our Mission is:

- ◆ To contribute to the knowledge of quilting and the textile arts.
- ◆ To promote the appreciation of fine quilts and quilting.
- ◆ To contribute to the growth and knowledge of the art and the industry through educational meetings and fellowship.

