

JANUARY 25TH - MARSHA McCLOSKEY

Marsha McCloskey is well known throughout the quilting world. In 1975 Marsha began to teach quilting at her local quilt store. Since then she has taught classes and workshops for groups in the Seattle area where she lived for many years, as well as for conferences and quilt guilds in 40 different states throughout the USA.

Marsha specializes in Feathered Star designs. Her quilts have a traditional look, yet are an inspiration to quilters of every sort. Her exceptional sense of color encourages others to branch out into new color schemes and fabric uses. Marsha's designs for multi-fabric, rotary-cut and machine-pieced quilts can all be made by the average quilter.

Her first book, *Small Quilts* was published in 1981. Her recent books include, *Blended Quilts*, written with co-author Sharon Yenter (2002), **Feathered Star Quilt Blocks I** (2003), and **Blended Quilts II** (2004)



Radiant Blue by Marsha McCloskey, 51" x 51"
This quilt pattern will appear in the January/February issue of Fons and Porter's *Love of Quilting* magazine.


JANUARY MEETING (CONTINUED)

We will be holding elections for president and treasurer at our January 25th meeting. Mistianne Guzman has volunteered to run for president and Denise Goodale for treasurer. We will also take nominations from the floor. The term of office is for two years so there is an overlap of officers on the board each year.

In case the weather is bad enough that our speaker can't get here from Eugene, we will be tying the quilts we didn't do in December due to the storm. If the weather looks inclement and dangerous for driving, we will notify everyone we can via email by 6:00pm on the evening of the meeting as we did in December. Please check your email on guild nights if the weather isn't cooperating.

FEBRUARY 22ND - UGLY FABRIC AUCTION

This is your chance to add some unique fabrics to your stash and help add funds to the Joanne Cutler Hay scholarship fund. Search through your stash for that fabric that once seemed so perfect, and now no longer fits in. One person's trash is always someone else's treasure! This meeting has been lots of fun and we have added enough money to our scholarship fund to send guild member Jeanne Hughes to a workshop.



FAVORITE QUILT BOOKS


Three years ago we asked our local quilt shops for a list of their favorite new quilt books. It is time for an update.

Our first shop is Quiltwork Patches, Corvallis, since I recently took a class there and had time to visit with Jessy Yorgey and Geary Cuniff. They were both excited about some newer scrap quilt books, which delighted me, as I'm feeling overwhelmed (and guilty) about my growing pile of scraps and fabrics. So, if you're in need of a stash reduction, check out the list below:

Spectacular Scraps, A Simple Approach to Stunning Quilts by Judy Hooworth and Margaret Rolfe (2004). This book is a reprint of earlier editions from the 1990's. It provides a practical approach for using up scraps using only two color families, but including a wide variety of related colors, tones and prints from each family. All the quilt patterns in the book use only half-square triangles. There are hundreds of pattern variations that can be made with these units, and the book provides instructions for making 15 different designs, each beautifully illustrated.

40 Fabulous Quick Cut Quilts by Evelyn Sloppy (2005). This book offers a wonderful variety of scrap quilts that are made from good, traditional blocks. The illustrated projects use a wide variety of fabrics and have very appealing color blend combinations. ***The book is available at the MRQG library.***

Simple Strategies for Scrap Quilts by Lynn R. Brown (2006). This is another general reference for patterns that use fat quarters or parts of fat quarters. The cutting methods are very logical, and the samples shown are enticing. Unlike the first book, this one includes quilt patterns that use a variety of shapes, not just half-square triangles.



New Cuts for New Quilts, More Ways to Stack the Deck by Karla Alexander (2006). For the person who likes less traditional-looking blocks, this book offers several new techniques for making quilt blocks. Jessy says this helps relax her urge to control all the fabric selections in a quilt - a good thing. The patterns lend themselves to using lots of fabrics, and thus help to reduce your stash.

Crazy Dog Days, The Buggy Barn - by Janet Rae Nesbitt (2006). For Buggy Barn fans, there are two really cute patterns in this latest book - one of dogs and one of dogs and flowers. Both patterns use lots of fat quarters, though you may end up buying more fabric than you get rid of. (That's my experience anyway).

Look for more local quilt shop favorites in upcoming issues of the newsletter.

Harriet

2007 DUES ARE DUE!

At our November meeting the members voted to raise our annual dues for some membership classes. Regular members are \$25.00 per year. Seniors (60 and over) are \$20.00. Children (18 or younger) are \$10.00. Seniors over the age of 80 are free.

When you come to the meeting, please have your check made out to MRQG ready. Also include a slip of paper that shows any changes to your email, phone or address.

If you won't be able to attend the January meeting you can mail your dues to our P.O. Box 1317 Philomath, OR 97370.



Quiltwork Patches

212 SW 3rd Street Corvallis, OR 97333
541-752-4820
www.quiltworkpatches.com

Monday - Saturday, 9:30 - 5:30 Sunday, noon - 5



WORLD PEACE QUILT SHOW

Calling Quilters for "World Peace Quilt Show" during Quilt Country 2007.

The show will be at the Church of the Good Samaritan (dates to be announced). Create a new quilt that expresses the dream of World Peace or enter an existing piece. Quilts can be of any size, shape, and can also be wearable. Contact Theresa Valentine at haveahrt@peak.org or 745-7596 if you would like to help with the show, have a quilt to enter, or have questions. Pass the word to other quilters.

Theresa

JOIN THE 2007 MRQG CHALLENGE!

There will be two anniversary celebrations in 2007—Corvallis will be 150, and Philomath will be 125. This year's challenge quilt theme, "Quilting Our Heritage," reflects those anniversaries. Some quilters may choose to focus on the community "birthdays," but for others this is an opportunity to celebrate their own heritage. What will you choose to do? Purchase one of the packets (\$10) while they are still available, and join in the challenge.

Each packet contains three fabrics— $\frac{1}{2}$ yard of the main fabric and two fat quarters. There are two choices for the main fabric, and the good news is that extra yardage for both those fabrics are available at JanniLou Creations. So here's a way to celebrate the New Year—buy a challenge quilt packet, make a plan, buy any extra fabric that you need while it's available, and start your challenge quilt.

The rules are simple: (1) use some of each fabric in the top/outside of your project—where it will show. (You can add as many fabrics as you wish.) (2) Try at least one new technique or idea that is a challenge for you.

Judy Juntunen



JanniLou Creations
1243 Main • PO Box 333
Philomath, OR 97370-0333
(541) 929-3795 • Fax (541) 929-3597
www.jannilou.com

QUILT SHOP

- Home of Aunt Becky's Finger Protector
- Great Patterns, Books, Notions & More
- Absolutely Beginning to Advanced Classes
- Mail Order Catalog/On Line Catalog

Drop by & see us "on location" at the old Waucomah movie theater building.

Mon, Wed, Fri & Sat: 9:30a-5:30p
Tues & Thurs: 9:30a-9:00p
(May-August, Sun: 12:30p-5:00p)

Admit One
...or many!

HAPPY NEW YEAR TO MY QUILTING FRIENDS!

Wow what a whirlwind Year it has been. In appreciation for your loyal business, Oregon Quilting Company has launched a new referral program for 2007! Beginning in 2007 when you have a quilt quilted you will be given a free quilting service for 6 referral cards that are returned.

It is my thank-you for your continued support; I hope 2007 brings you good health, prosperity and lots of new quilts to create. Watch my web site for exciting new happenings for 2007, and please feel free to come and quilt on the incredible new "sit down" longarm for home quilters, it is "George"! Thank you for your business and Happy New Year to all. *Linda Alexander*





AMERICAN PROFESSIONAL QUILTING SYSTEMS

Oregon Quilting Company
Linda Alexander

APQS Sales Representative & Longarm Quilting Service
Corvallis, Oregon 97330
www.oregonquilting.com
Phone (541) 745-9081 E-mail: Linda@oregonquilting.com

SWAP AND SELL

Summerwinds Quilts is hosting a Quilter's "Clean Sweep Swap and Sell" on January 27th at the Consumer Power meeting room. from 10:00-4:00 \$5.00 will reserve a table for you to fill with quilting related stuff (you know, the "why did I buy that?!" fabric, unused tools, patterns and books, etc.). Not enough stuff for a table? - share with a friend. Bring your lunch- we'll supply the goodies, set-up, and the advertising!

QUILT FOR A CAUSE WORKSHOP SATURDAY, FEBRUARY 24TH

While you are at the Swap and Sell, be on the lookout for terrific fabrics to use in the Quilt for a Cause Workshop on Sat., Feb. 24th. Cathy and Tracy have designed a fun new pattern, lunch will be provided, pressing fairies will be on hand, and the cost is just \$30.00! Quilts will once again warm the children that CASA and our CPD have contact with. Sign up early as space is limited to 20. email Tracy at:

SECRET SISTERS

Secret Sisters will be starting for 2007. You can pick up the form at the January meeting to sign up to be a Secret Sister. You will receive the name of your Secret Sister in February. Debbie VanDerSommen and Tracy Byers are in charge of this group this year and will be telling about some of the activities planned for the upcoming year at the January meeting. This is your opportunity to connect with other quilters in a small group situation.

TREASURER'S REPORT

November expenses: \$336.20
November Income: \$343.38

December Expenses: \$29.63
December Income: \$255.00

SPOOLS NEEDED

I am still in need of empty thread spools, any size! I am doing a math workshop for some teachers in Roseburg on Feb. 16 and need them before that date! Please bring them to the January guild meeting.

Jan Andrews

DO YOU HAVE A HOME-BASED BUSINESS?

Several of our guild members have quilt or craft related businesses in their homes. If you would like to show your wares contact Iona Haines at rozenicka@hotmail.com and she will see if there is enough interest to design a meeting around this topic.

PLACES TO GO, THINGS TO SEE

Through February 19th. *Speaking in Cloth*, Coos Art Museum, www.coosart.org **Coos Bay, OR**

Feb. 2nd - March 4th Latimer Quilt & Textile Center, *Antique quilts from the Tillamook County Pioneer Museum* Hours 12:00pm - 4:00pm, **Tillamook, OR**

March 1-4, Sewing & Stitchery Expo 2007
Western WA Fairgrounds, www.sewexpo.com
Puyallup, WA

March 23 & 24, 13th Annual Airing of the Quilts,
Milwaukie Center, 5440 SE Kellogg Creek Dr.
www.milwaukiecenterquiltshow.org **Milwaukie,**

April 6-8, Visions of the Northwest, Clark County Quilters Quilt Show, Eleanor Roosevelt Elementary School, 2921 Falk Rd. **Vancouver, WA**

April 20-28 Out of Africa Quilt Safari – more information coming soon



Santiam River Quilt Company
Longarm Quilting Services

Jean McDaniel

31531 Berlin Rd 541-259-3853
Lebanon, Or 97355 jeanquilts@hotmail.com
<http://community.webshots.com/user/jeanquilts>

ALEX ANDERSON IS BACK

For all of you who were disappointed that HGTV was no longer going to carry new shows of Simply Quilts you can now see Alex Anderson along with Ricky Tims on your computer. Check out the information below.

Alex's Announcement-


It's a New Day, a New Year and a New Approach to Quilting! Alex Anderson and Ricky Tims have joined forces. We heard your voice and created The Quilt Show www.thequiltshow.com. We are very excited to present a new and fresh approach to quilting, an online magazine / television quilt show which debuts April 2, 2007.

Thanks to our good friends at Bernina our program will be broadcast via the internet and will be instantly accessible to quilters world-wide anytime of the day. No more 5:30 am quilting wakeup calls, unless you really want to!

The Quilt Show promises a fresh and unique format that will include a wide variety of topics, lessons, projects, special guests, and field pieces. Our show is a marriage of artist and traditional quilting presented in a fun and playful atmosphere. No network restrictions on us or time restrictions on you.

Can't wait until April? Join The World Quilt Community immediately. The WQC is a place to gather, discuss, learn and share. You will be able to meet up with old friends and make new friends world wide, who share our passion for quilting! Even though the shows don't air until April, the site is fully functional. Read the daily blog, chat, and read and post on our forum. Think of it as MySpace for quilters! -

Join us today, click www.thequiltshow.com and become a gold star charter member as we build our community together.
Alex Anderson



WHY I MAKE THE QUILTS THAT I DO

While we are in California on vacation, I plan to stop by and see my art teacher, Mrs. Scudder, from junior high school. I am bringing along a few of the hand painted cards and letters she sent to me over the years. I thought she would enjoy seeing a bit of her art work that I have always treasured and been inspired by. Mrs. Scudder was my first and only serious art teacher. Until junior high, my only influence artistically wasn't much more than finger painting in elementary school.

Mrs. Scudder gave instruction in sketching, painting, carving, self portraits and much more. She encouraged me to personalize my work, not follow along with what another student might be doing, and most important not to compare my work by what others have done. In 1971 at my tender age of 12 years, I had no idea how her teachings would influence my life.

I was never fortunate enough to have such a talented art instructor for the remainder of my school years. After I moved to Oregon and married in 1983 I lost touch with Mrs. Scudder, though thinking of her often.

Over the years, I have never been able to completely follow a quilt pattern.

It should be simple.....open the pattern, follow the cutting and piecing directions and complete the quilt as you see it on the cover of the pattern.

I begin innocently enough following the pattern directions, but before I even know it I am making changes.....changing block sizes, putting the quilt on point to add movement, adding an extra border or appliqué work. I have never completed a quilt that looks like the pattern. I have never been able to copy someone else's work. Without realizing it, I took what I learned in art class and applied it to fabric, to my passion of creating quilts from cloth and thread. My quilts reflect the teachings of my favorite art instructor.....my quilts are personal.....my quilts reflect me.

LuAnn Kessi
Harlan, Oregon

UPCOMING MEETINGS


January 25th - Marsha McClosky

February 22nd - Ugly Fabric Auction

March 29th - Eleanor Peace Bailey

*Meetings begin at 7:00 pm
Social 1/2 hour starts at 6:30 pm
"Show and Tell"
happens at every meeting*

www.marysriverquiltguild.org/



First Class

Our Mission is:

- ◆ To contribute to the knowledge of quilting and the textile arts.
- ◆ To promote the appreciation of fine quilts and quiltmaking.
- ◆ To contribute to the growth and knowledge of the art and the industry through educational meetings and fellowship.

